

Location: BH-10

**LABORATORY C.B.R. TEST DATA SHEET (As per IS : 2720 part XVI)**

Test condition: Soaked

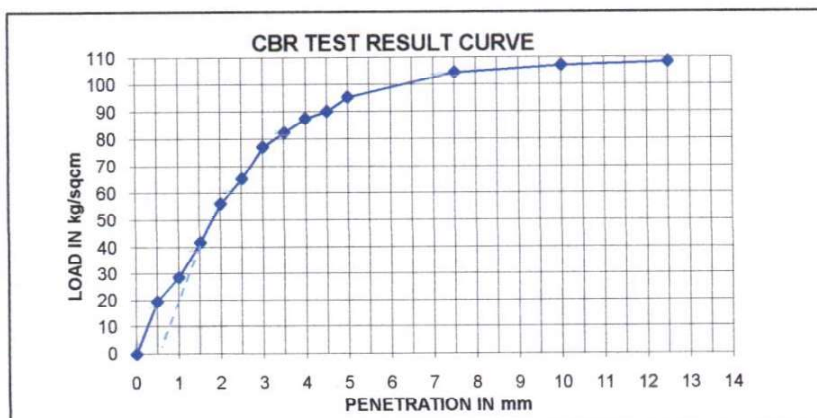
Nature of Sample: Compacted in 3 layers with 55 blows of 2.6 kg rammer  
having 31 cm drop at OMC and 100% Proctor Density (approx)

Size of Mould = 15cm dia x 12.73 cm height      Sample Taken = 6 kg

**Penetration Data**

**Proving Ring Used: 1000kg**

Penetration (mm)	TEST LOAD (kg)		Corrected load (kg)	Standard Load (kg)	% standard load (%)	C.B.R.
	Proving ring Reading	Load				
0	0	0				
0.5	16	19.6				
1.0	23	28.7				
1.5	33	41.8				
2.0	45	56.2				
2.5	52	65.3	78	1370	5.7	
3.0	61	77.1				5.7
3.5	65	82.3				
4.0	69	87.5				
4.5	72	90.1				
5.0	76	95.4	97	2055	4.7	
7.5	83	104.5				
10.0	85	107.1				
12.5	86	108.4				



Location: BH-12

**LABORATORY C.B.R. TEST DATA SHEET (As per IS : 2720 part XVI)**

Test condition: Soaked

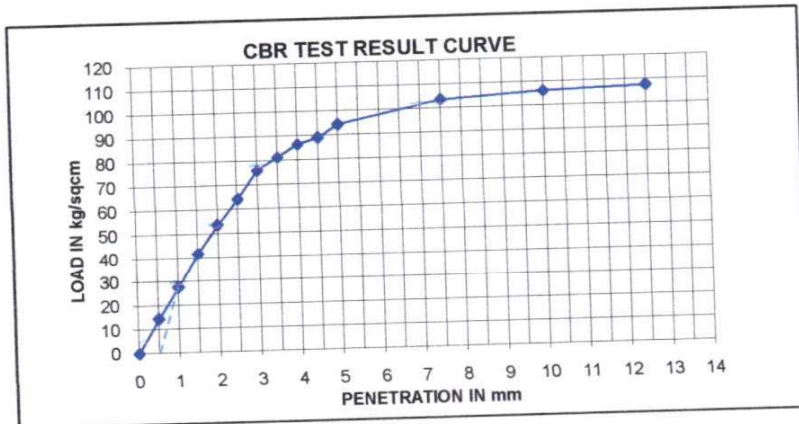
Nature of Sample: Compacted in 3 layers with 55 blows of 2.6 kg rammer having 31 cm drop at OMC and 100% Proctor Density (approx)

Size of Mould = 15cm dia x 12.73 cm height      Sample Taken = 6 kg

**Penetration Data**

**Proving Ring Used: 1000kg**

Penetration (mm)	TEST LOAD (kg)		Corrected load (kg)	Standard Load (kg)	% standard load (%)	C.B.R.
	Proving ring Reading	Load				
0	0	0				
0.5	13	14.4				
1.0	24	27.5				
1.5	36	42.0				
2.0	47	53.8				
2.5	56	64.2	77	1370	5.6	
3.0	66	76.0				5.6
3.5	71	81.3				
4.0	75	86.5				
4.5	78	89.1				
5.0	82	94.4	97	2055	4.7	
7.5	90	103.6				
10.0	92	106.2				
12.5	93	107.5				



Location: BH-13

**LABORATORY C.B.R. TEST DATA SHEET (As per IS : 2720 part XVI)**

Test condition: Soaked

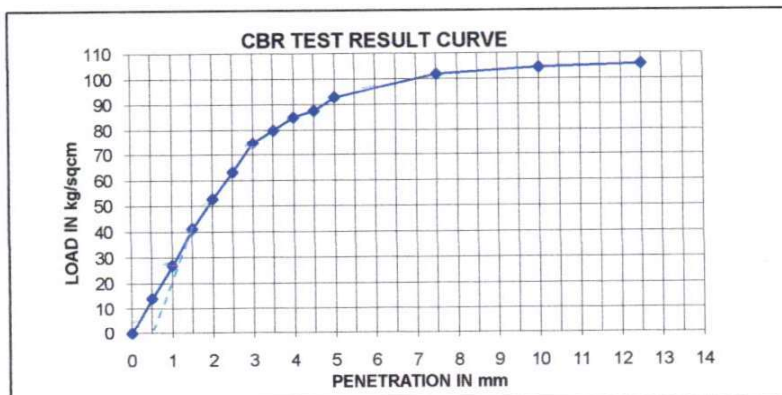
Nature of Sample: Compacted in 3 layers with 55 blows of 2.6 kg rammer  
having 31 cm drop at OMC and 100% Proctor Density (approx)

Size of Mould = 15cm dia x 12.73 cm height      Sample Taken = 6 kg

**Penetration Data**

**Proving Ring Used: 1000kg**

Penetration (mm)	TEST LOAD (kg)		Corrected load (kg)	Standard Load (kg)	% standard load (%)	C.B.R.
	Proving ring Reading	Load				
0	0	0				
0.5	11	14.2				
1.0	21	27.1				
1.5	32	41.3				
2.0	41	52.9				
2.5	49	63.2	77.1	1370	5.6	
3.0	58	74.8				5.6
3.5	62	80.0				
4.0	66	85.1				
4.5	68	87.7				
5.0	72	92.9	95	2055	4.6	
7.5	79	101.9				
10.0	81	104.5				
12.5	82	105.8				



Location BH-14

**LABORATORY C.B.R. TEST DATA SHEET (As per IS : 2720 part XVI)**

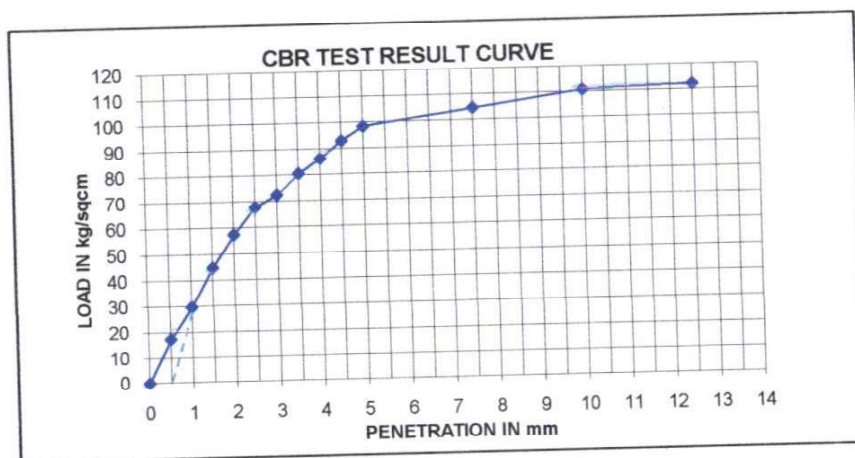
Test condition: Soaked

Nature of Sample: Compacted in 3 layers with 55 blows of 2.6 kg rammer  
having 31 cm drop at OMC and 100% Proctor Density (approx)

Size of Mould = 15cm dia x 12.73 cm height      Sample Taken = 6 kg

**Penetration Data****Proving Ring Used: 1000kg**

Penetration (mm)	TEST LOAD (kg)		Corrected load (kg)	Standard Load (kg)	% standard load (%)	C.B.R.
	Proving ring Reading	Load				
0	0	0				
0.5	15	17.3				
1.0	26	29.9				
1.5	39	44.9				
2.0	50	57.5				
2.5	59	67.9	75	1370	5.5	
3.0	63	72.5				5.5
3.5	70	80.5				
4.0	75	86.3				
4.5	81	93.1				
5.0	86	98.5	100	2055	4.9	
7.5	91	104.7				
10.0	96	110.8				
12.5	98	112.2				



Location BH-15

**LABORATORY C.B.R. TEST DATA SHEET (As per IS : 2720 part XVI)**

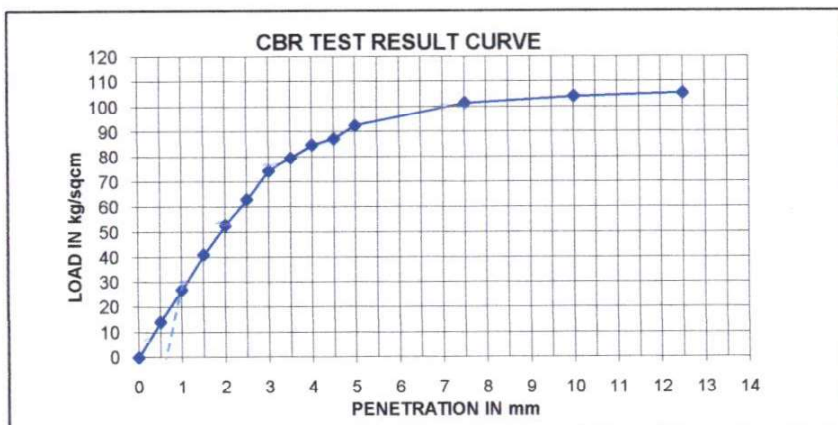
Test condition: Soaked

Nature of Sample: Compacted in 3 layers with 55 blows of 2.6 kg rammer  
having 31 cm drop at OMC and 100% Proctor Density (approx)

Size of Mould = 15cm dia x 12.73 cm height      Sample Taken = 6 kg

**Penetration Data****Proving Ring Used: 1000kg**

Penetration (mm)	TEST LOAD (kg)		Corrected load (kg)	Standard Load (kg)	% standard load (%)	C.B.R.
	Proving ring Reading	Load				
0	0	0				
0.5	13	14.1				
1.0	25	27.0				
1.5	38	41.1				
2.0	49	52.7				
2.5	58	63.0	73.2	1370	5.3	
3.0	69	74.5				5.3
3.5	74	79.7				
4.0	79	84.8				
4.5	81	87.4				
5.0	86	92.5	93.5	2055	4.5	
7.5	94	101.5				
10.0	96	104.1				
12.5	98	105.4				



Location BH-16

**LABORATORY C.B.R. TEST DATA SHEET (As per IS : 2720 part XVI)**

Test condition: Soaked

Nature of Sample: Compacted in 3 layers with 55 blows of 2.6 kg rammer

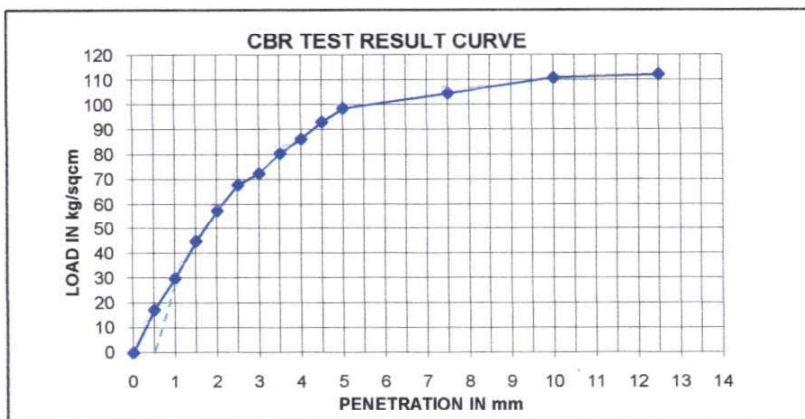
having 31 cm drop at OMC and 100% Proctor Density (approx)

Size of Mould = 15cm dia x 12.73 cm height

Sample Taken = 6 kg

**Penetration Data****Proving Ring Used: 1000kg**

Penetration (mm)	TEST LOAD (kg)		Corrected load (kg)	Standard Load (kg)	% standard load (%)	C.B.R.
	Proving ring Reading	Load				
0	0	0				
0.5	15	17.3				
1.0	26	29.9				
1.5	39	44.9				
2.0	50	57.5				
2.5	59	67.9	75	1370	5.5	
3.0	63	72.5				
3.5	70	80.5				
4.0	75	86.3				
4.5	81	93.1				
5.0	86	98.5	100	2055	4.9	
7.5	91	104.7				
10.0	96	110.8				
12.5	98	112.2				

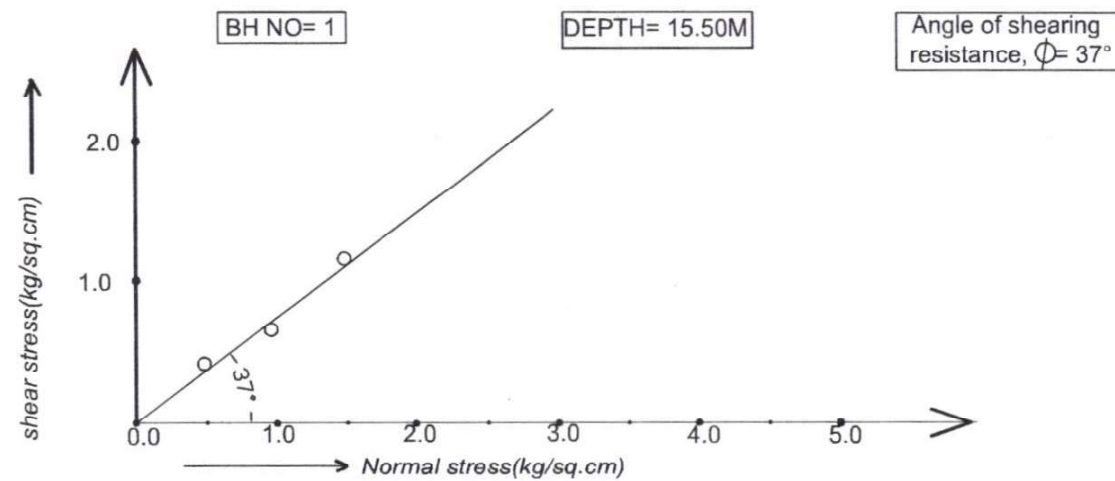
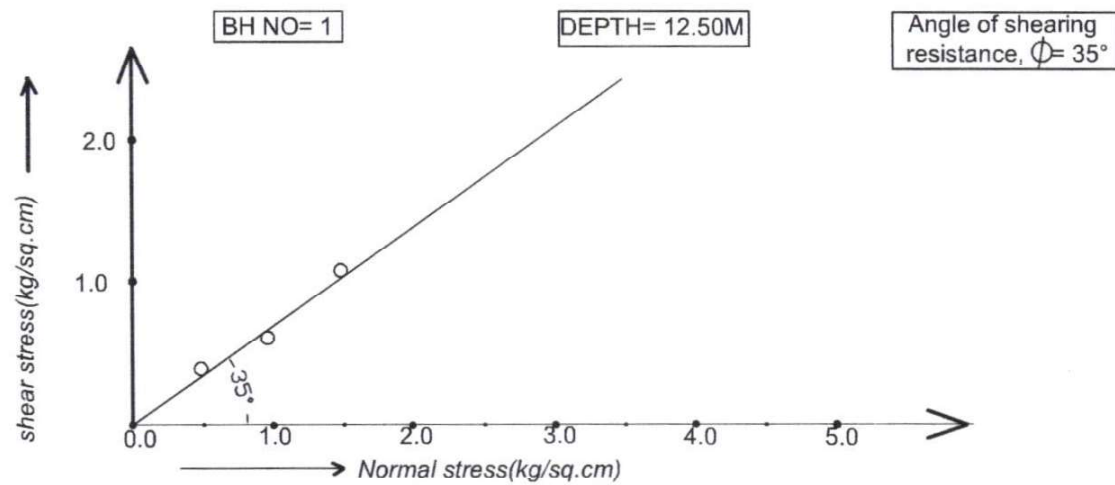
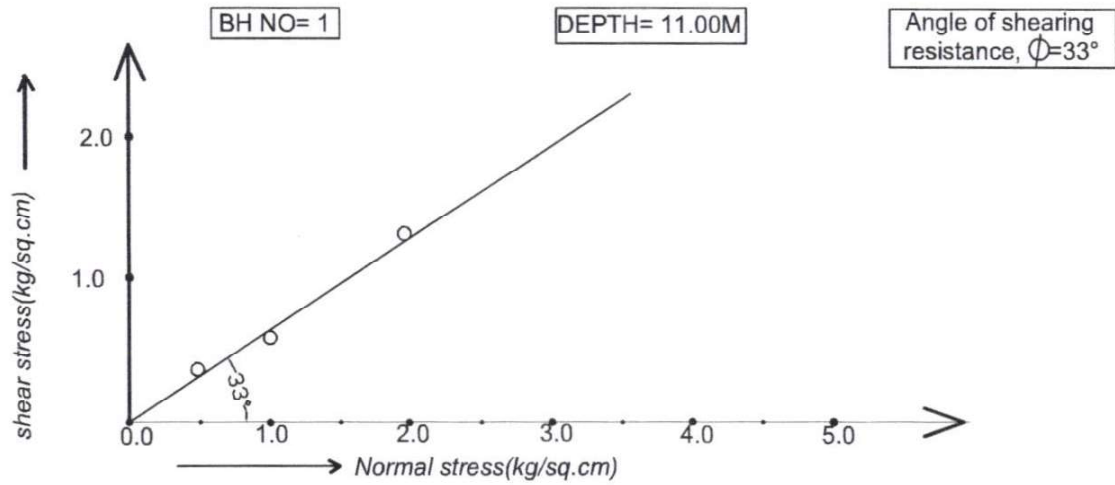


**DIRECT SHEAR TEST RESULT**

<b>BH NO.</b>	<b>Depth(m)</b>	<b>Φ</b>
BH1	11.00	33
	12.50	35
	15.50	37



## Direct shear test result

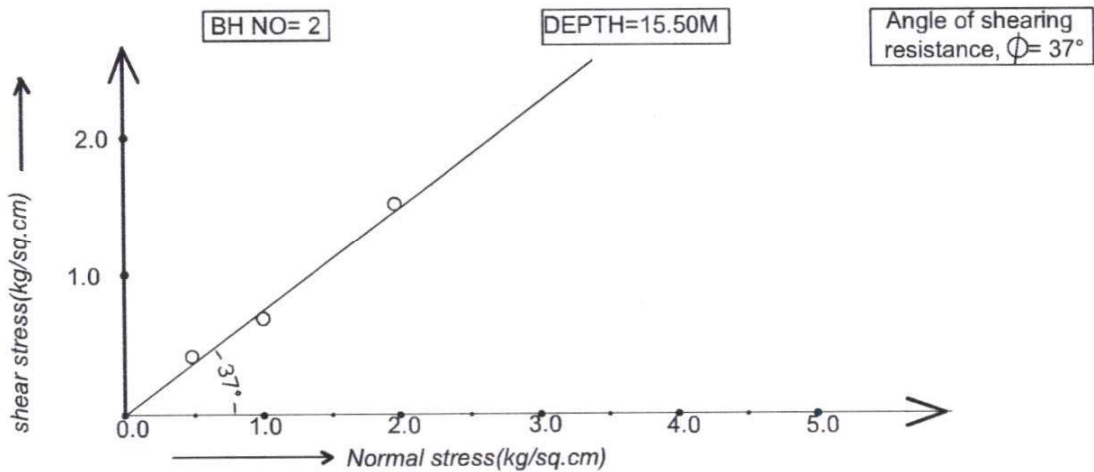
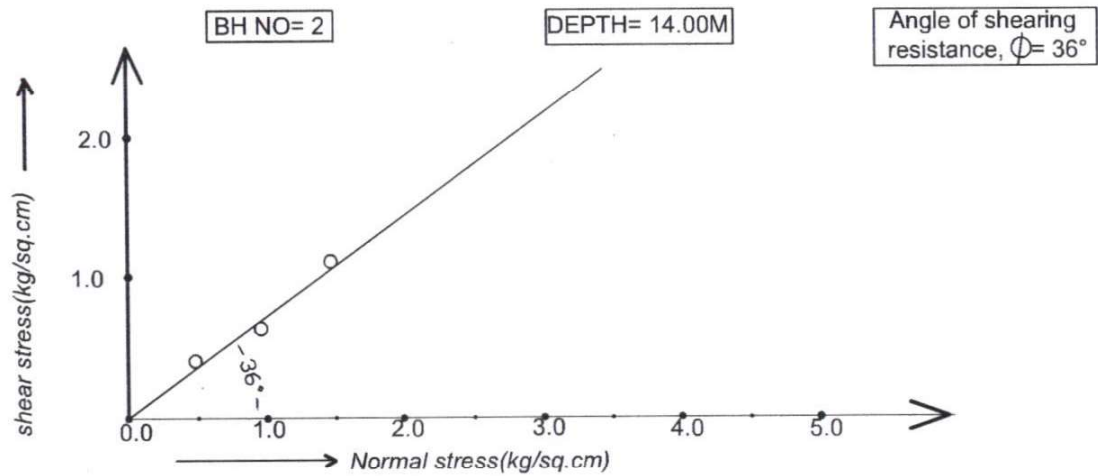
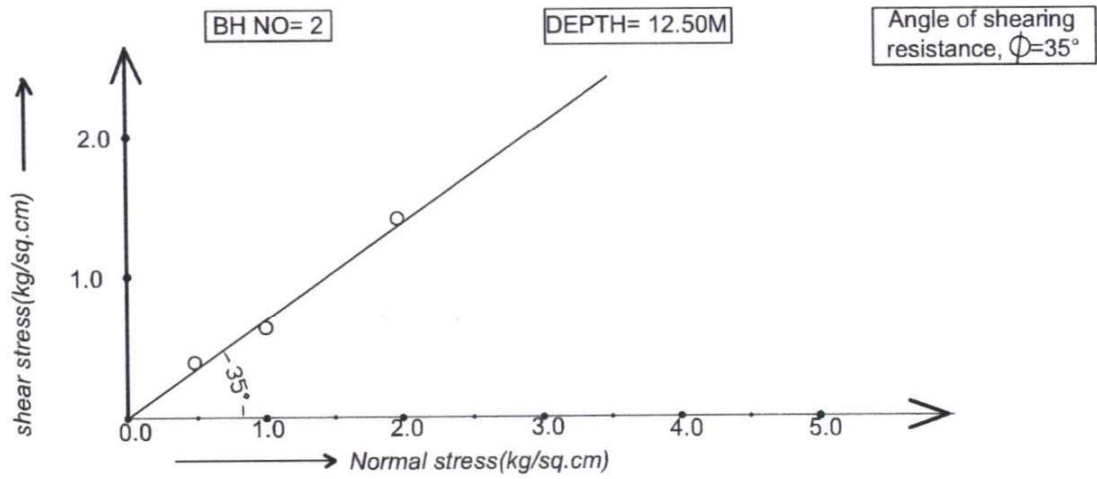


**DIRECT SHEAR TEST RESULT**

<b>BH NO.</b>	<b>Depth(m)</b>	<b>Φ</b>
BH2	12.50	35
	14.00	36
	15.50	37



### Direct shear test result

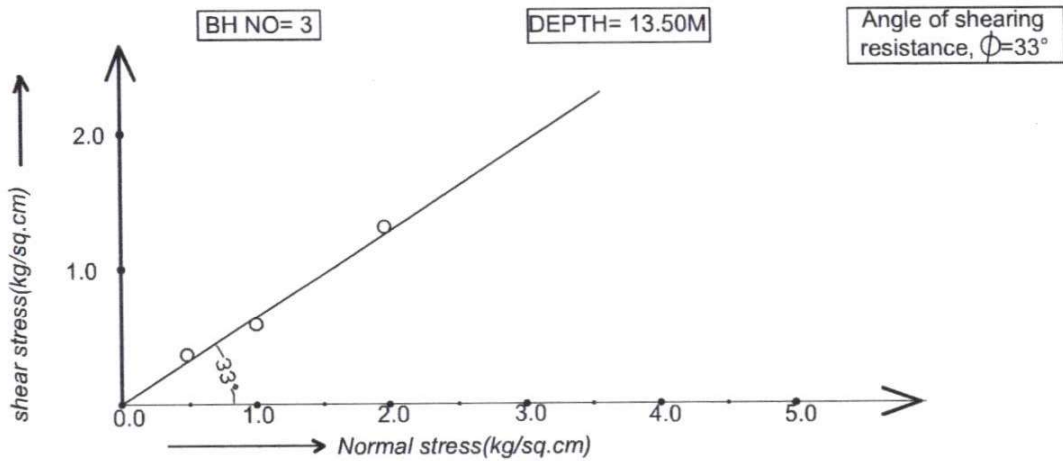
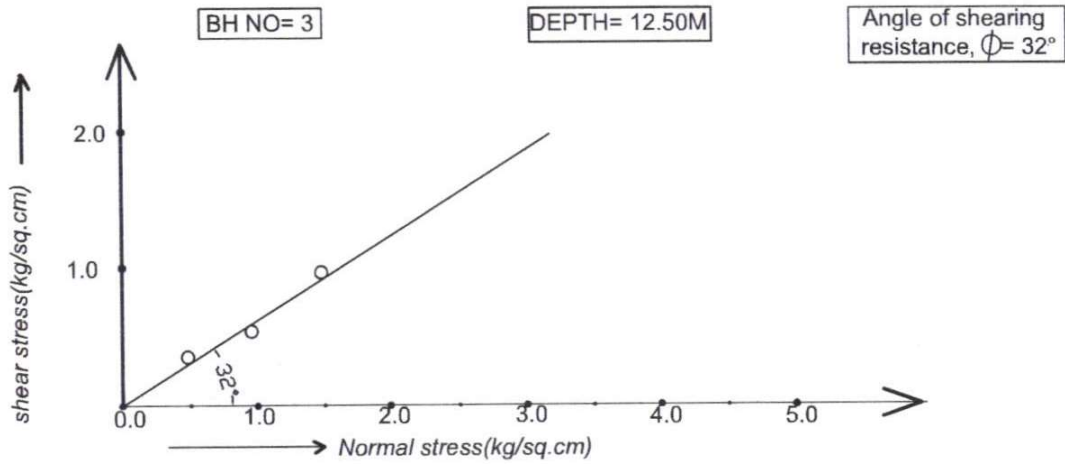
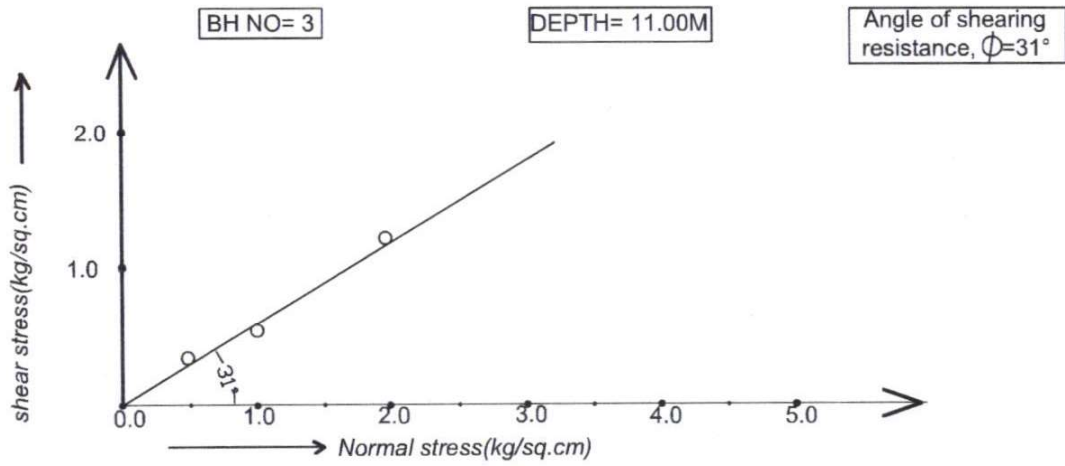


**DIRECT SHEAR TEST RESULT**

<b>BH NO.</b>	<b>Depth(m)</b>	<b>Φ</b>
BH3	11.00	31
	12.50	32
	13.50	33



### Direct shear test result



**DIRECT SHEAR TEST RESULT**

<b>BH NO.</b>	<b>Depth(m)</b>	<b>Φ</b>
BH4	9.50	38

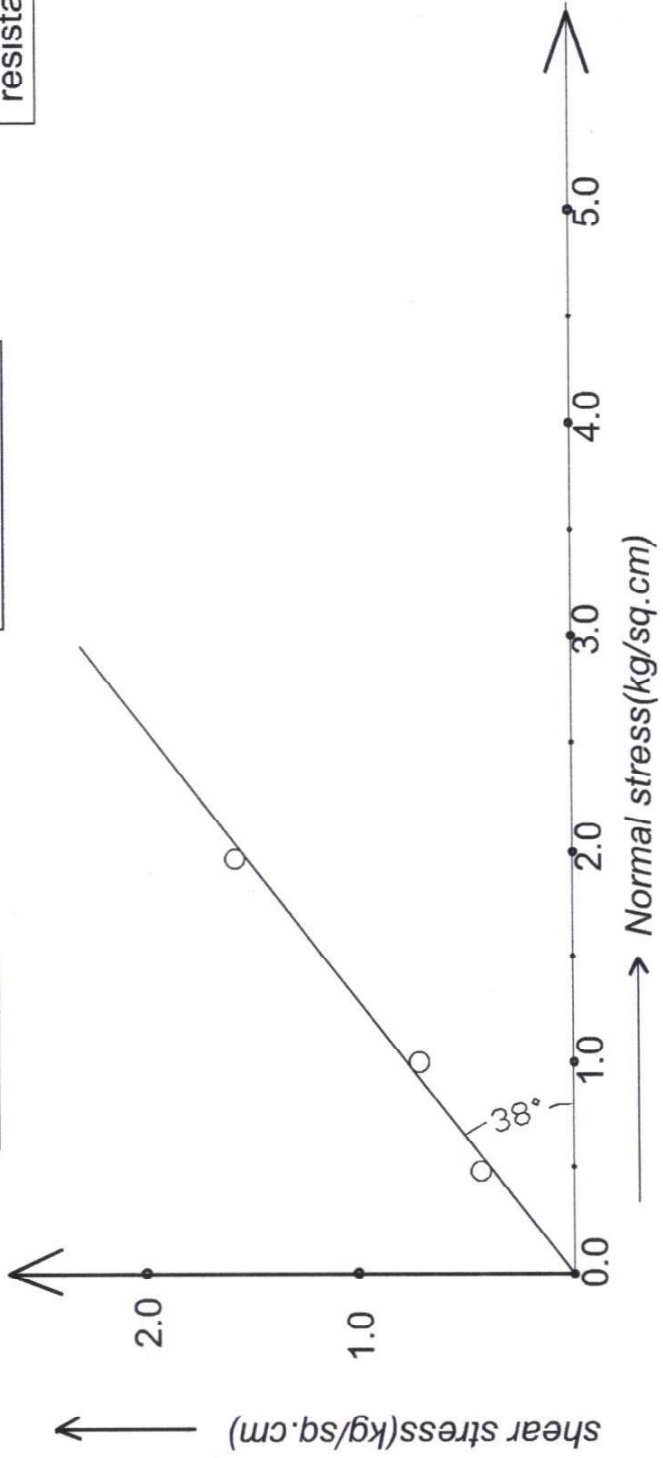


# Direct shear test result

BH NO= 4

DEPTH= 9.50M

Angle of shearing resistance,  $\phi=38^\circ$

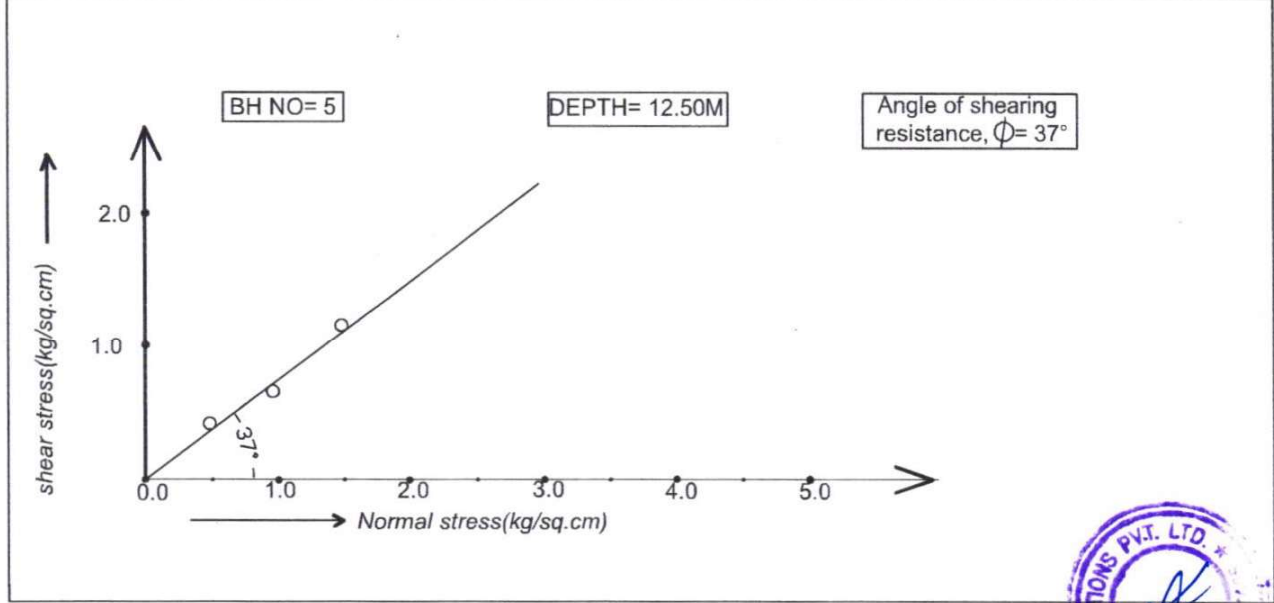
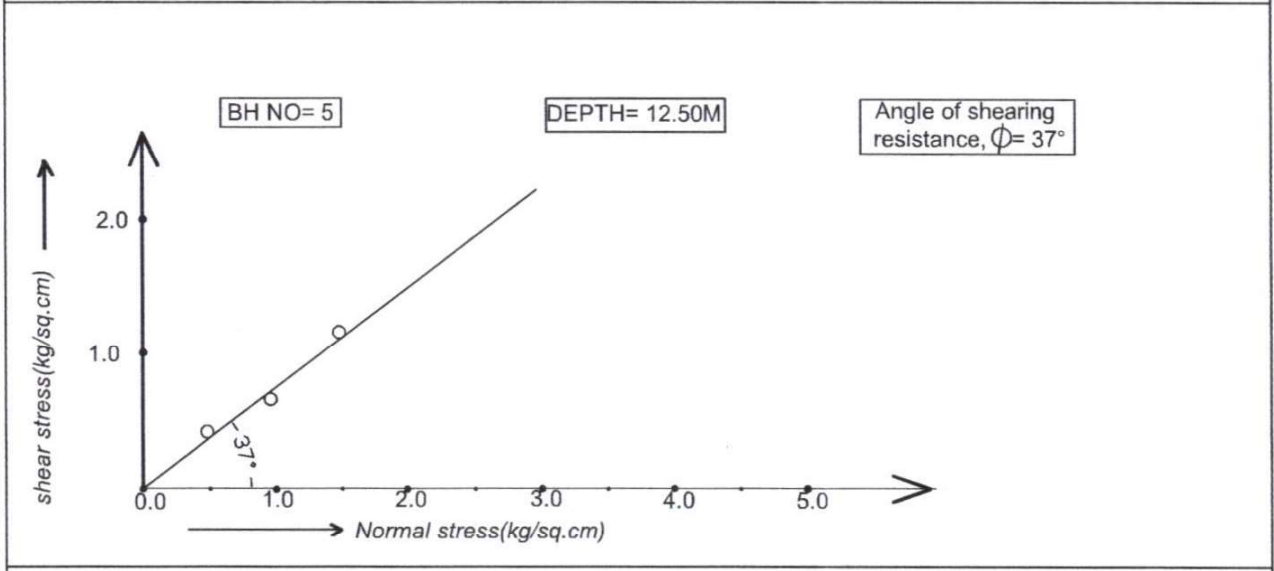
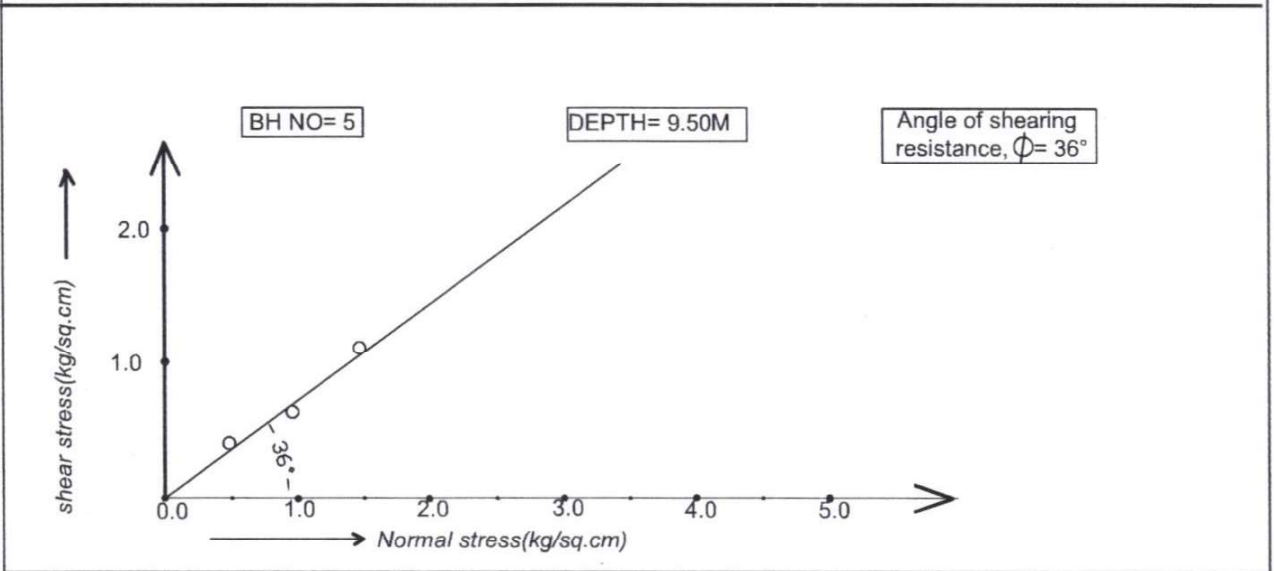


**DIRECT SHEAR TEST RESULT**

<b>BH NO.</b>	<b>Depth(m)</b>	<b>Φ</b>
BH5	9.50	36
	12.50	37
	14.00	39



### Direct shear test result

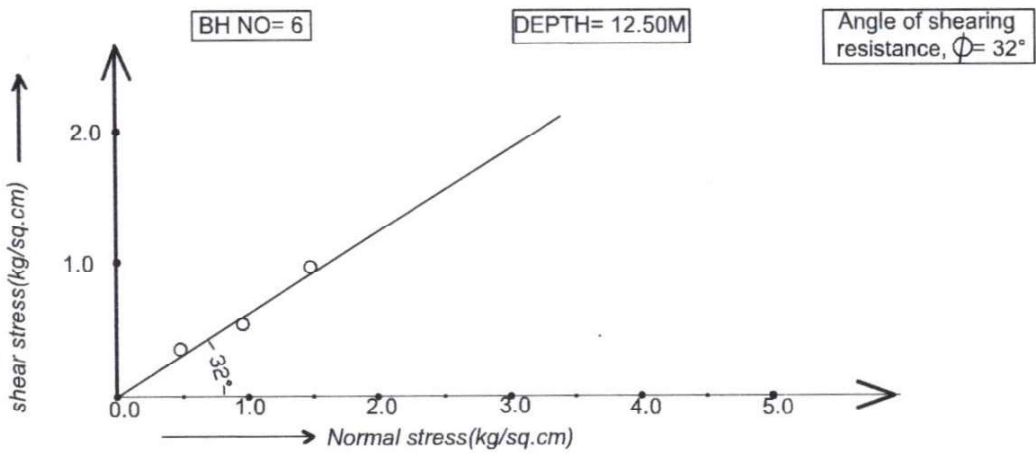
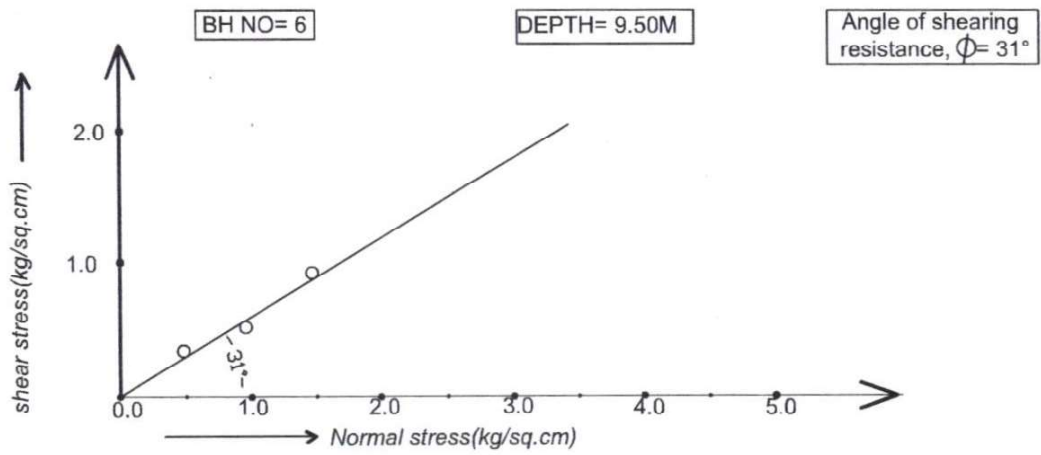


**DIRECT SHEAR TEST RESULT**

<b>BH NO.</b>	<b>Depth(m)</b>	<b>Φ</b>
BH5	9.50	36
	12.50	37
	14.00	39
BH6	9.50	31
	12.50	32



### Direct shear test result

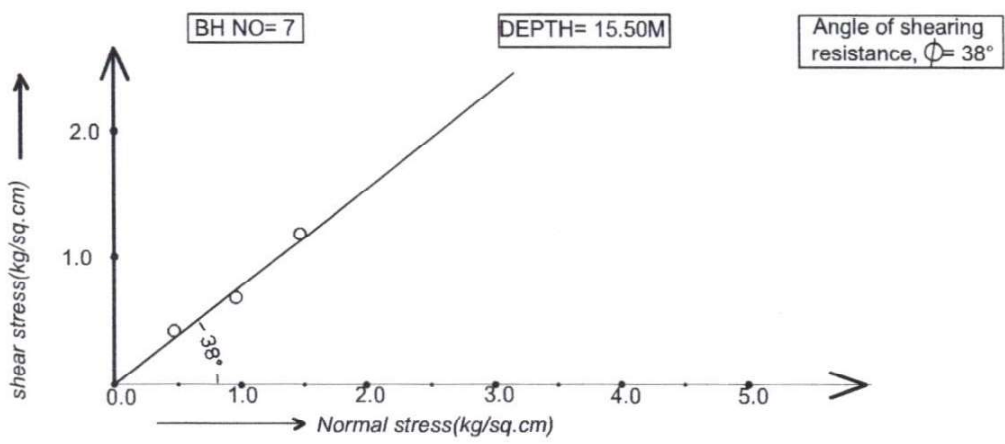
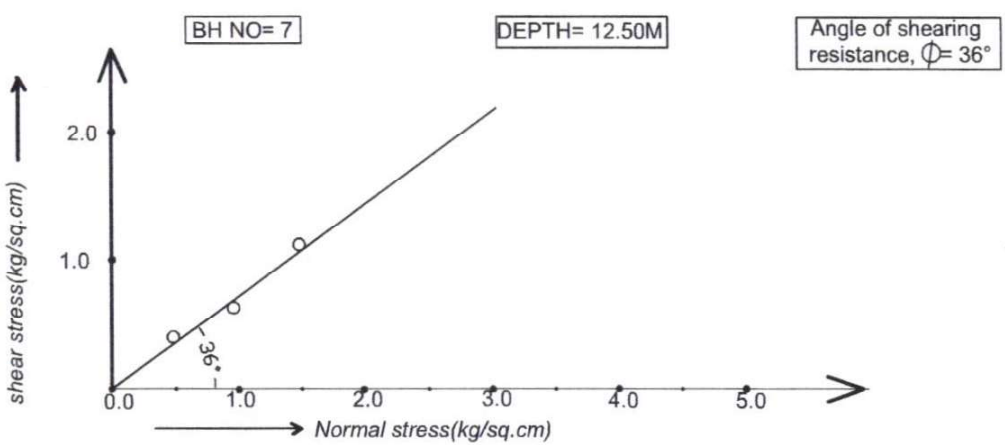
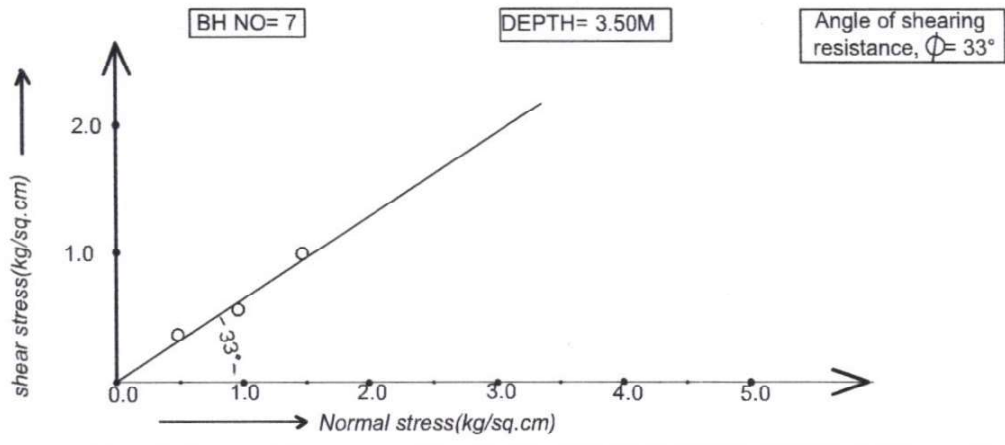


**DIRECT SHEAR TEST RESULT**

<b>BH NO.</b>	<b>Depth(m)</b>	<b>Φ</b>
BH7	3.50	33
	12.50	36
	15.50	38



### Direct shear test result

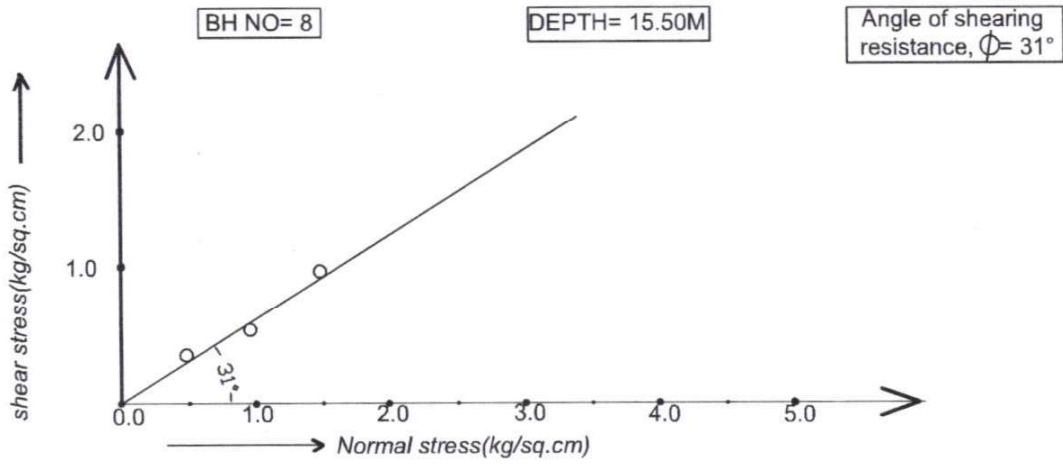
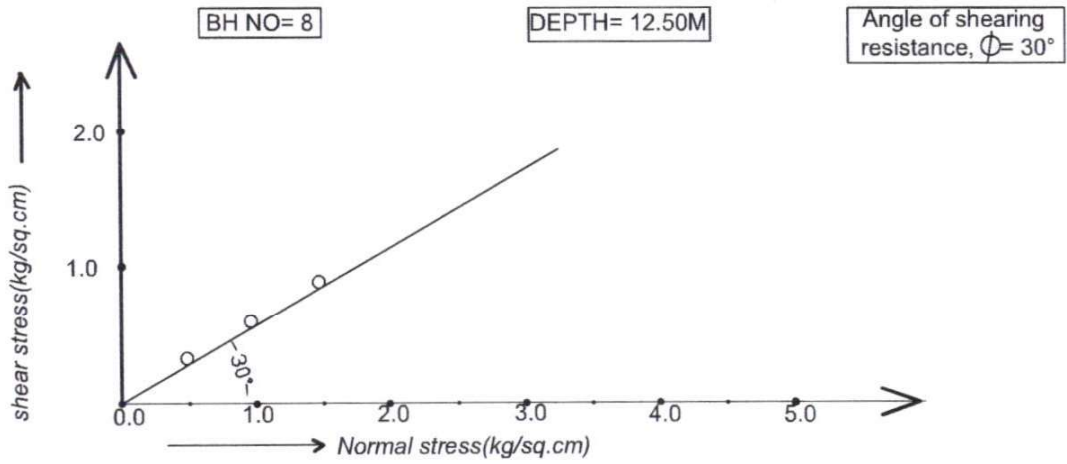


**DIRECT SHEAR TEST RESULT**

<b>BH NO.</b>	<b>Depth(m)</b>	<b>Φ</b>
BH8	12.50	30
	15.50	31



### Direct shear test result

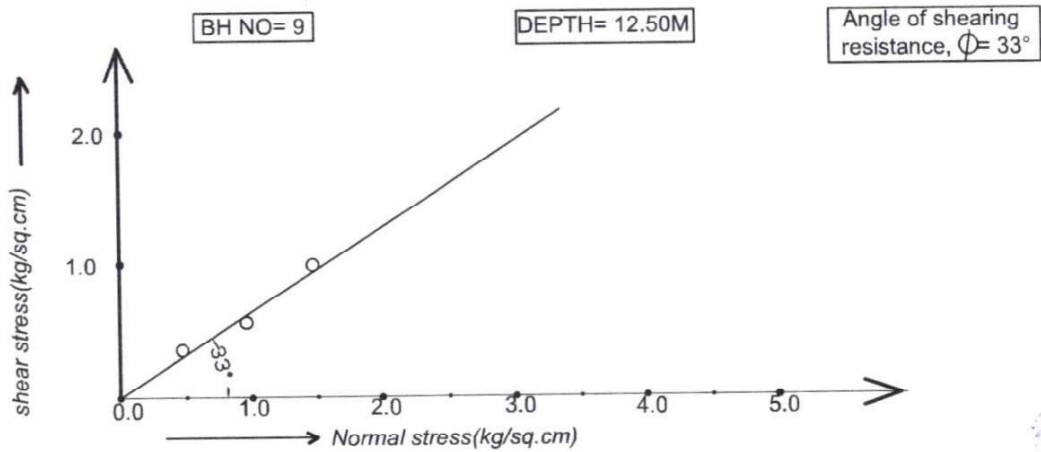
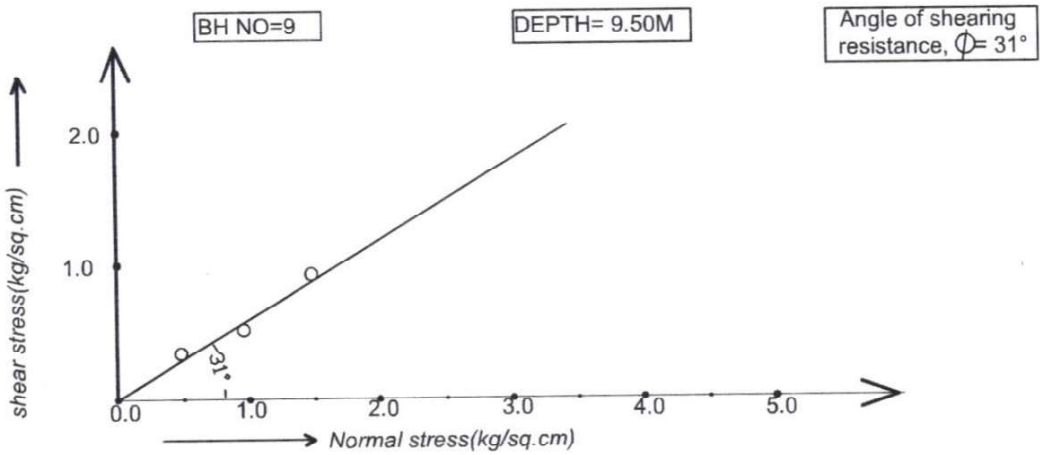
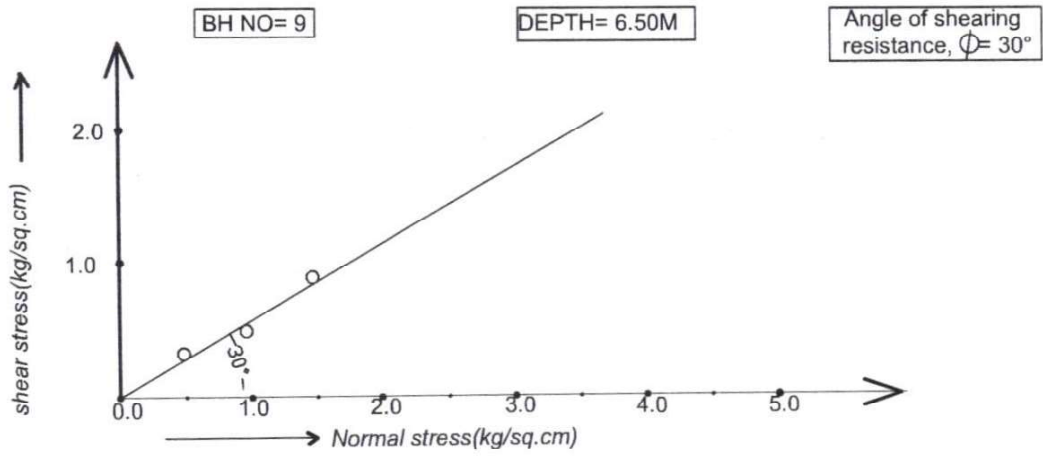


**DIRECT SHEAR TEST RESULT**

<b>BH NO.</b>	<b>Depth(m)</b>	<b>Φ</b>
BH9	6.50	30
	9.50	31
	12.50	33



### Direct shear test result



**DIRECT SHEAR TEST RESULT**

<b>BH NO.</b>	<b>Depth(m)</b>	<b>Φ</b>
BH10	3.50	30
	9.50	31
	12.50	32



### Direct shear test result

